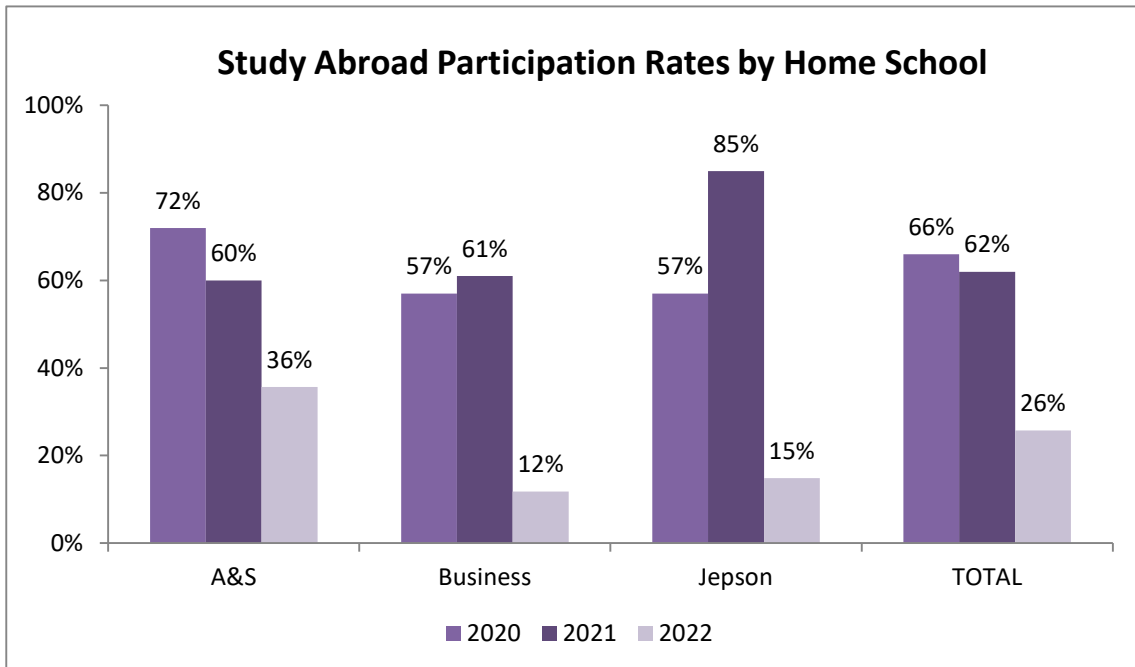
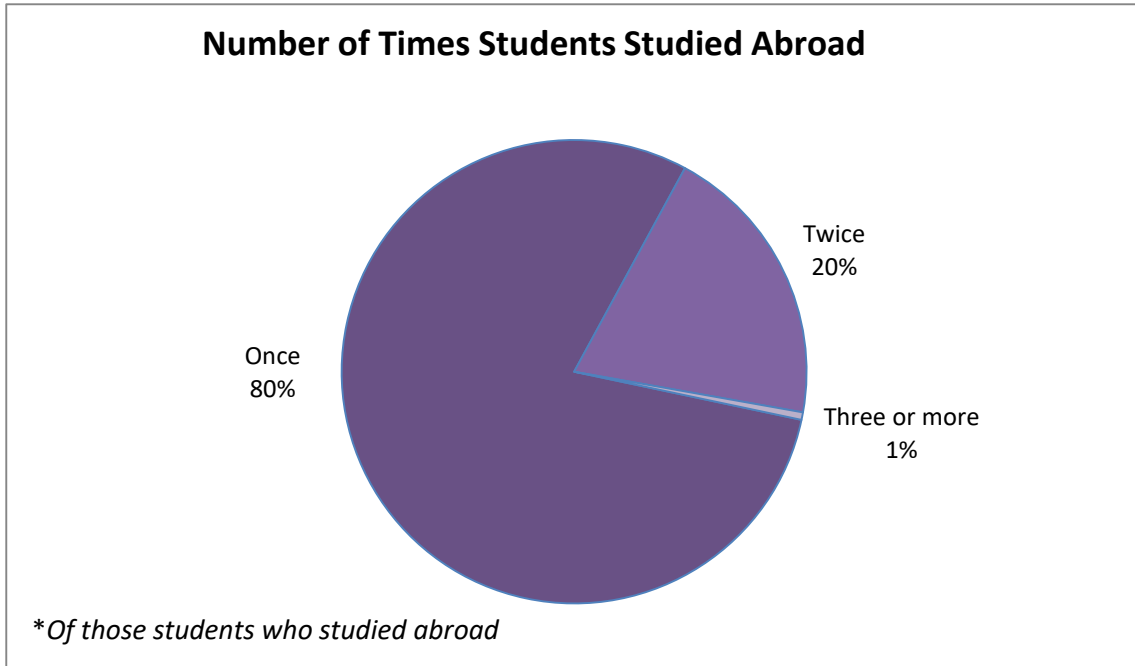


International Education

Source: Study Abroad Files Unless Otherwise Noted

Participation-Graduating Class of 2022 (Undergraduate) (Includes Dec '21, May and Aug '22 graduates)



Graduating Class of 2022 (Continued)

Study Abroad Participation Rates by Program Type

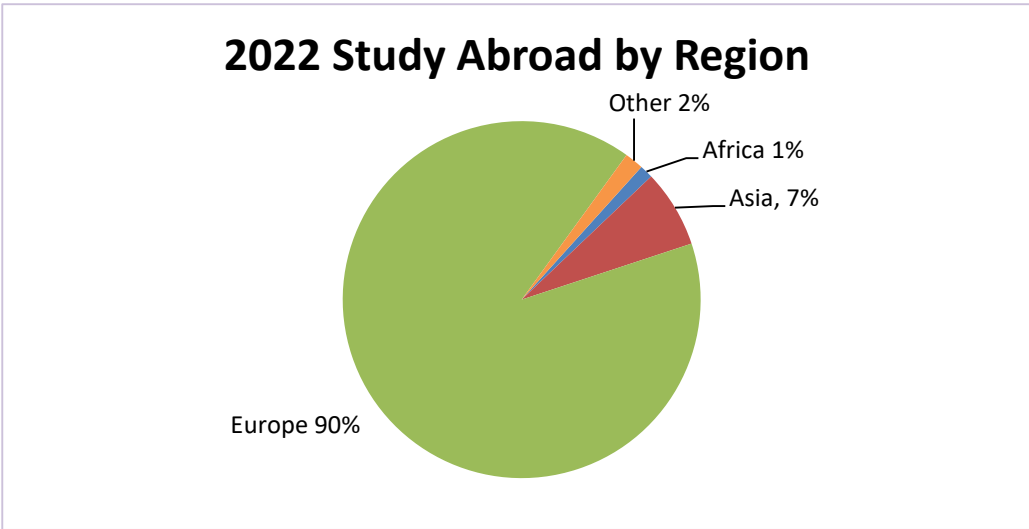
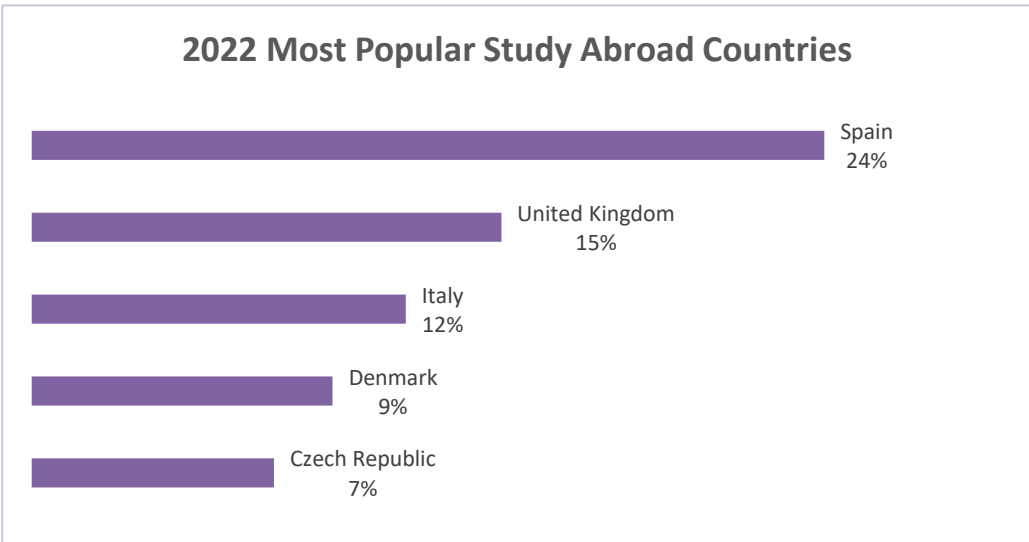
Program Type	#	%
Academic Semester or Year Abroad	81	11%
Summer Program	51	7%
Short Program	48	6%
<i>Unduplicated Subtotal UR Study Abroad</i>	<i>147</i>	<i>20%</i>
Non-UR Study Abroad	27	4%
Unduplicated Total Study Abroad	174	23%
Noncredit International Experience	17	2%

Study Abroad Participation Rates by Subgroup

Subgroup	# Studied Abroad	% Studied Abroad
<i>Gender</i>		
Male	67	20%
Female	124	31%
<i>Diversity</i>		
Students of Color	52	25%
White/Unknown	105	23%
International	34	52%
First-Generation Students	21	18%
Awarded Pell	24	20%

Profile of 2022 Study Abroad Experiences

Students studied abroad in the following 32 countries		
Spain	Germany	Morocco
United Kingdom	Argentina	Panama
Italy	Chile	Peru
Denmark	Netherlands	Portugal
Czech Republic	Switzerland	Turks & Caicos Islands
France	Thailand	Cambodia
Hungary	Austria	Costa Rica
Australia	Brazil	Hong Kong
Sweden	Ecuador	India
Ireland	South Africa	Indonesai
South Korea	Japan	
Singapore	Jordan	



Study Abroad by School

Year	<u>Fall</u>					
	A&S	Business	Leadership Studies	Undergraduate Total	Law	MBA
2022	150	143	29	322	1	0
2021	85	132	30	247	0	0
2020*	17	2	0	19	0	0
2019	153	115	40	308	0	0
2018	142	136	31	309	1	0

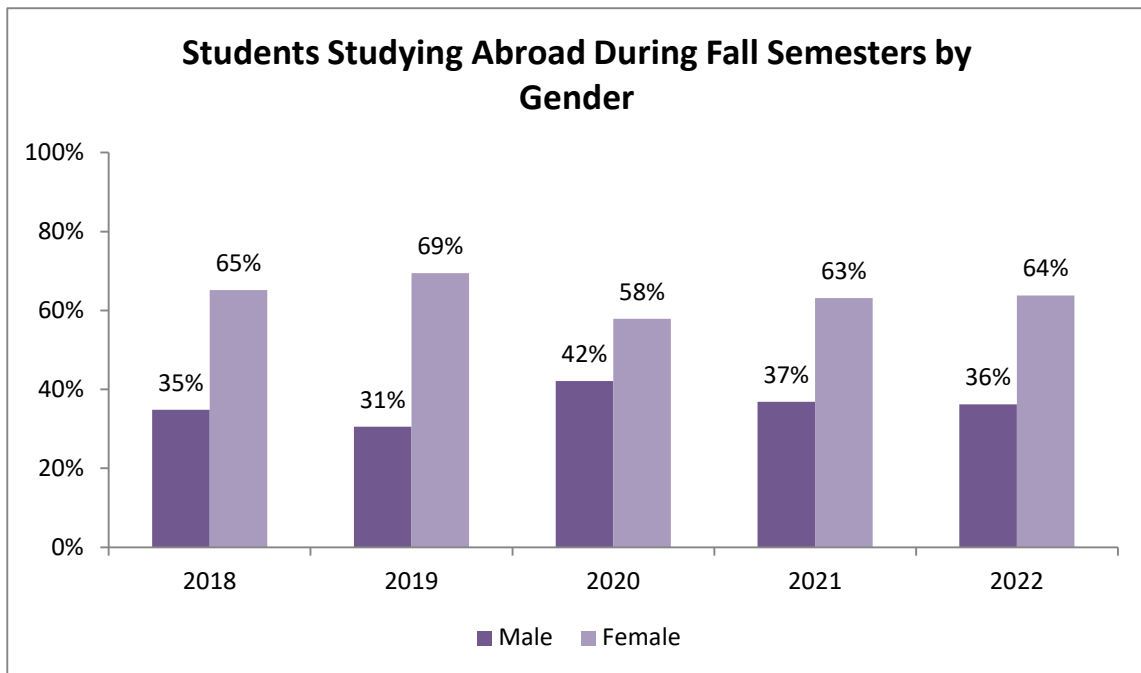
*Study Abroad participation was effected by COVID-19 restrictions.

Year	<u>Spring</u>					
	A&S	Business	Leadership Studies	Undergraduate Total	Law	MBA
2022	73	31	14	118	0	0
2021	32	10	2	44	0	0
2020	44	14	7	65	0	0
2019	52	17	4	73	0	0
2018	59	22	4	85	0	0

Fall Study Abroad by Gender

Year	Male	Female	Total
2022	117	206	323
2021	91	156	247
2020*	8	11	19
2019	94	214	308
2018	108	202	310

*Study Abroad participation was effected by COVID-19 restrictions.



Spring Study Abroad by Gender

Year	Male	Female	Total
2022	46	72	118
2021	13	31	44
2020	28	37	65
2019	25	48	73
2018	28	57	85

